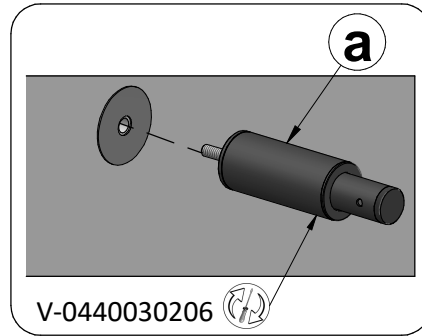




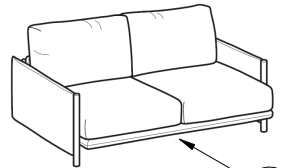
a

- I Prima di iniziare il montaggio, identificare tutti i componenti con l'aiuto delle istruzioni.
- GB Before starting to assembly, please identify all components .
- D Vor der montage, sind die Einzelteile anhand der Montageanleitung zu identifizieren.
- F Avant de débiter le montage, identifiez tous les composants a l'aide de la notice.
- E Antes de iniciar el montaje, identifique todos los componentes con ayuda de la nota.

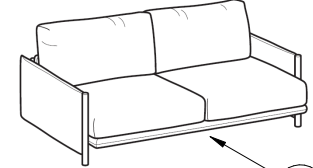


- I Pezzo di ricambio.
- GB Spare part.
- D Ersatzteil.
- F Pièce en échange / s.a.v.
- E Repuesto

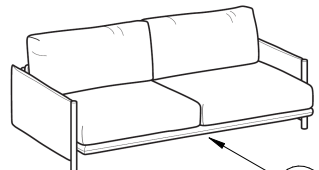
H-A 3443 01 00



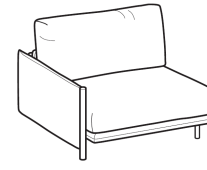
DTD2000



DTD3000



DTD300G

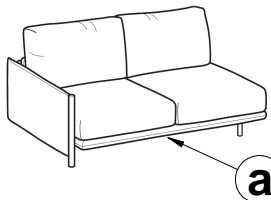


DTL100M

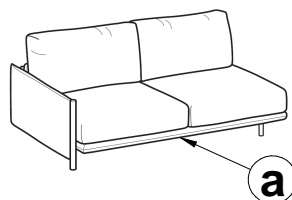
calligaris



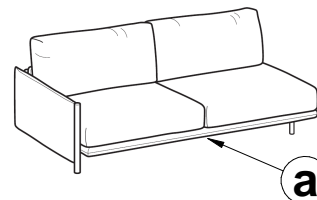
Calligaris S.p.A.
Via Trieste, 12
33044 Manzano
(Udine) Italy
Tel. +39 0432 748211
calligaris.com




DTL2000S - DTL2000D



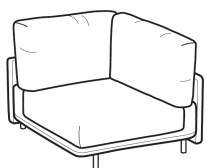
DTL3000S - DTL3000D



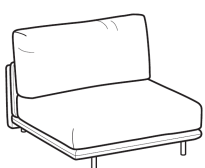
DTL300GS - DTL300GD



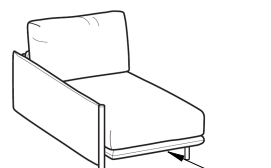
DTL3A00S - DTL3A00D



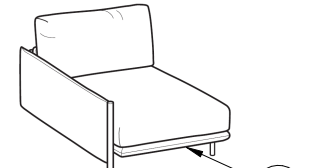
DTA1Q00




DTC100M



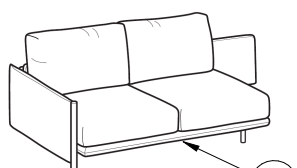
DTH2000S - DTH2000D




DTH200MS - DTH200MD




DTT100MS - DTT100MD



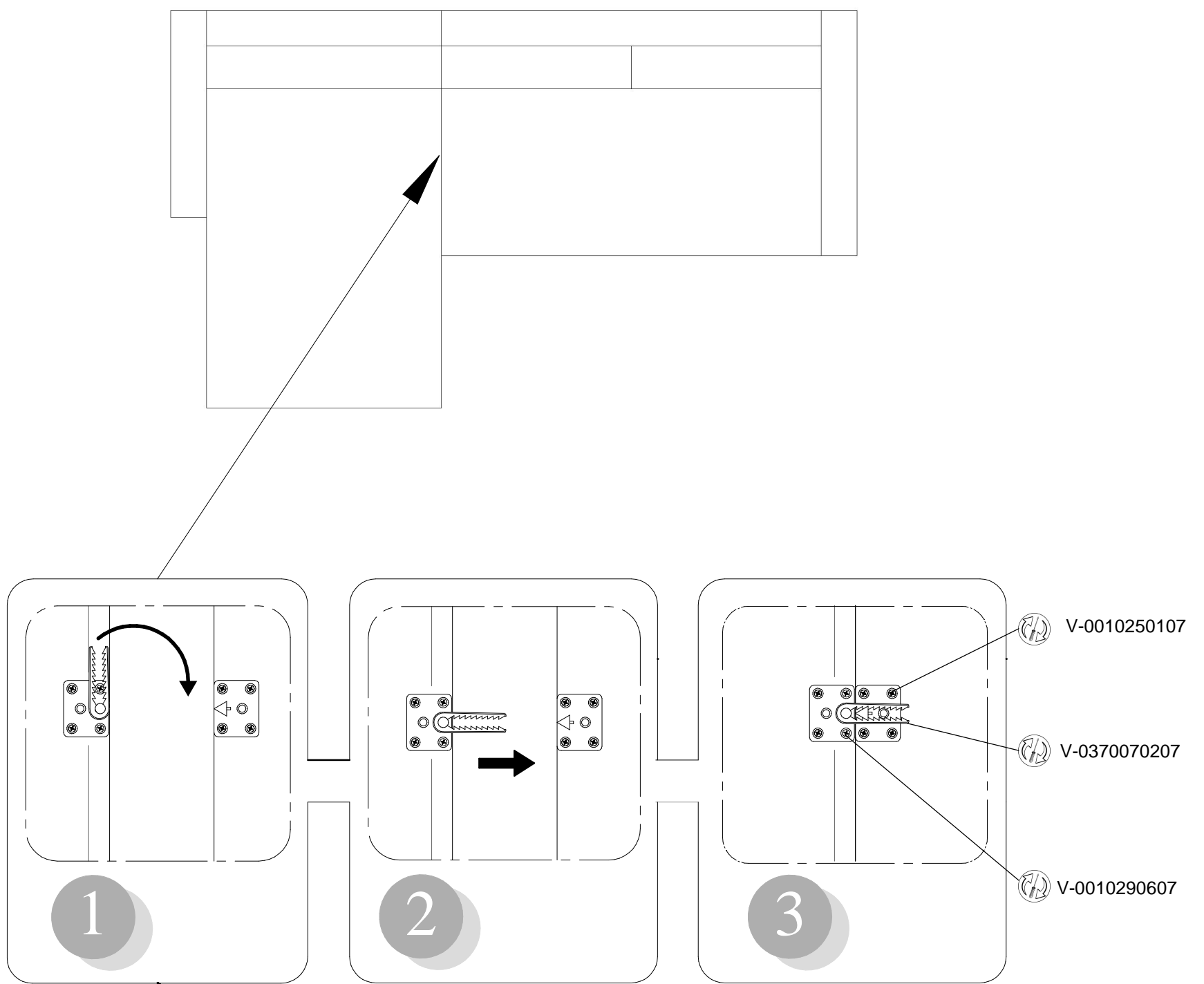
DTT2000S - DTT2000D



DTT3000S - DTT3000D



DTT300GS - DTT300GD



Attenzione-Attention-Vorsicht-Attention-Atención

- **I** Per sfoderare seguire le seguenti indicazioni.
- **GB** Please follow the instructions to remove the cover
- **D** Beim abziehen des Bezugs, bitte folgende Anweisungen beachten
- **F** Pour enlever la housse veuillez suivre les indications suivantes
- **E** Para desfundar seguir las siguientes instrucciones

